

Airport Operation Center

314-426-8040/41/42 24 hrs

Airport Operations Area

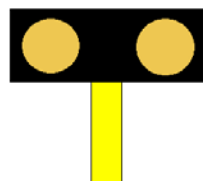
- Yield to All Aircraft
- Never Pass Under Any Portion of an Aircraft
- FOD is EVERYONE'S Responsibility
- Use of Personal Cell Phones is Prohibited




Runway Hold Position Sign



Runway Hold Position Marking



Runway Guard Light (RGL)



Taxiway Location Sign


Airport Operations Area



ILS Hold Position Marking



ILS Hold Position Sign



High Speed Taxiway
Do Not Enter Sign

Ground Control

- Monitor ATC Radio at all times
- ATC Ground Frequencies – 121.90
- Read Back ALL ATC Instructions

Contact & **RECEIVE PERMISSION** from ATC when:

- Entering the Movement Area
- Entering Runway Safety Area
- Crossing a Runway
- Exiting the Movement Area

Radio Communications and Phraseology

Glossary

- **Affirmative:** Yes
- **Off:** No longer located in movement area/safety area
- **Go Ahead:** State your request
- **Hold:** Stop where you are
- **Hold Short Of:** Proceed to but hold short of a specific point
- **Negative:** No
- **Proceed:** Authorized to begin or continue moving
- **Read Back:** Repeat my message back to me
- **Roger:** Received & understand all of your last transmission
- **Say Again:** Repeat what you just said
- **Standby:** Wait
- **Without Delay/Expedite:** Proceed in a rapid/safe manner

- State who you are calling
- State who you are
- State where you are
- State what you want to do

Entering the Movement Area

You: Ground, Vehicle _____ entering the movement area at _____, would like to drive on taxiway Charlie eastbound, will remain clear of all runways.

Crossing a Runway

You: Ground, Vehicle _____ is on taxiway Charlie holding short of 24, request cross 24 to the Ramp.

Exiting the Movement Area

You: Ground, Vehicle _____ off of the movement area.

STL Ground Control Frequency
121.9

